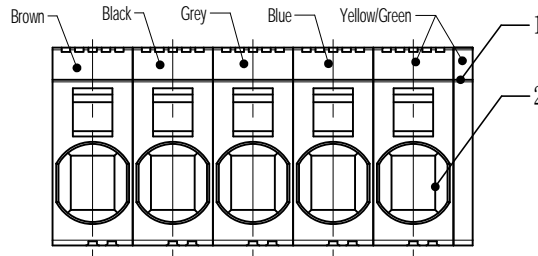
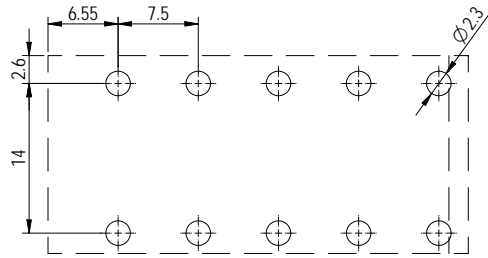
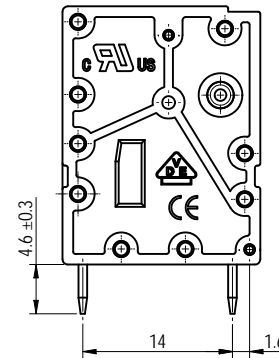
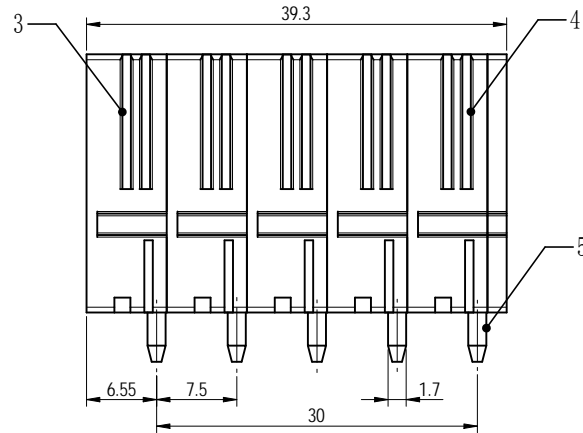
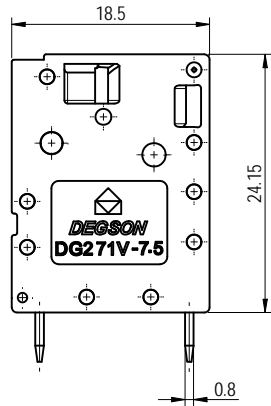
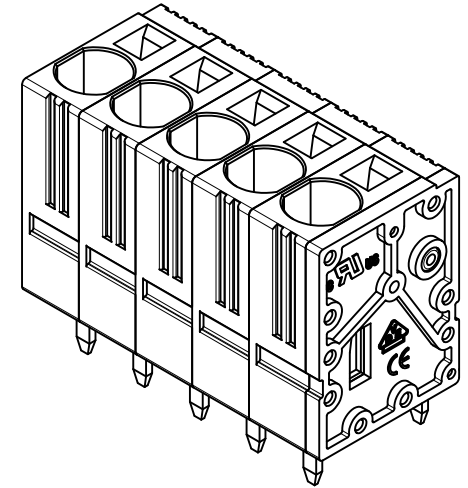


PCB LAYOUT



公差/General tolerances (mm)											$\frac{\Delta}{\phi}$			
0	>3	>6	>10	>18	>30	>50	>80	>120	>180	>250	>315	>400	>500	0.1/10
~	3	6	10	18	30	50	80	120	180	250	315	400	500	
\pm	± 0.12	± 0.18	± 0.22	± 0.26	± 0.31	± 0.37	± 0.57	± 0.80	± 0.93	± 1.05	± 1.15	± 1.60	± 2.20	± 2



ITEM	NAME OF PART	MATERIAL	NOTES
5	Pin header	Copper	Sn plated
4	Mid housing	PA66	UL94V-0
3	Side housing	PA66	UL94V-0
2	Spring	Stainless steel	/
1	Cover	PA66	UL94V-0

UL 标准/UL Standard:	B	C	D	F
额定电压/电流/Rated Voltage(V)/Current(A)	300/40	150/40	300/10	600/40
IEC 标准/IEC Standard:				
过压类别/Overvoltage Category/污染等级/Pollution Degree	III/3	III/2	II/2	/
额定电压/电流/Rated Voltage(V)/Current(A)	630/41	1000/41	1000/41	/
额定脉冲电压(KV)/Rate Impulse Voltage(KV)	6	6	6	/
线径范围(硬线和软线)/Wire Range(rigid and flexible)(AWG/mm ²)	24~8 / 0.2~6			
剥线长度/Stripping length(mm)	14~15			
使用温度范围/Operating temperature(°C)	-40~+105			
符合RoHS环保要求/Conform to RoHS	Yes			

DEGSON MATERIAL: SURFACE/COLOR: / 00 MAT STATUS: work

APPD: 兰春华 2024.06.18 NAME: DG271V-7.5-05P-1Y-159Z(H)

CHKD: 陈超 2024.06.18

DRFT: 姜徐涛 2024.06.18

DRAWING NO. 200058158 TYPE CUSTOMER DRAWING DRAWING STATUS work SCALE 2:1 SHEET 1/1

REV	ECN	DESCRIPTION	DRFT	DATE	SCALE	SHEET
00						

Transfer or duplication of this document as well as the utilization of its contents in any form without the written permission of DEGSON is prohibited. All rights reserved for patent. 本文件及其内容之复制或传播，或将其内容以任何形式用于其他用途，均须经DEGSON公司书面许可。未经许可，擅自复制或传播本文件及其内容，均属侵权行为。DEGSON公司保留所有权利。 未经授权，擅自复制或传播本文件及其内容，均属侵权行为。DEGSON公司保留所有权利。